









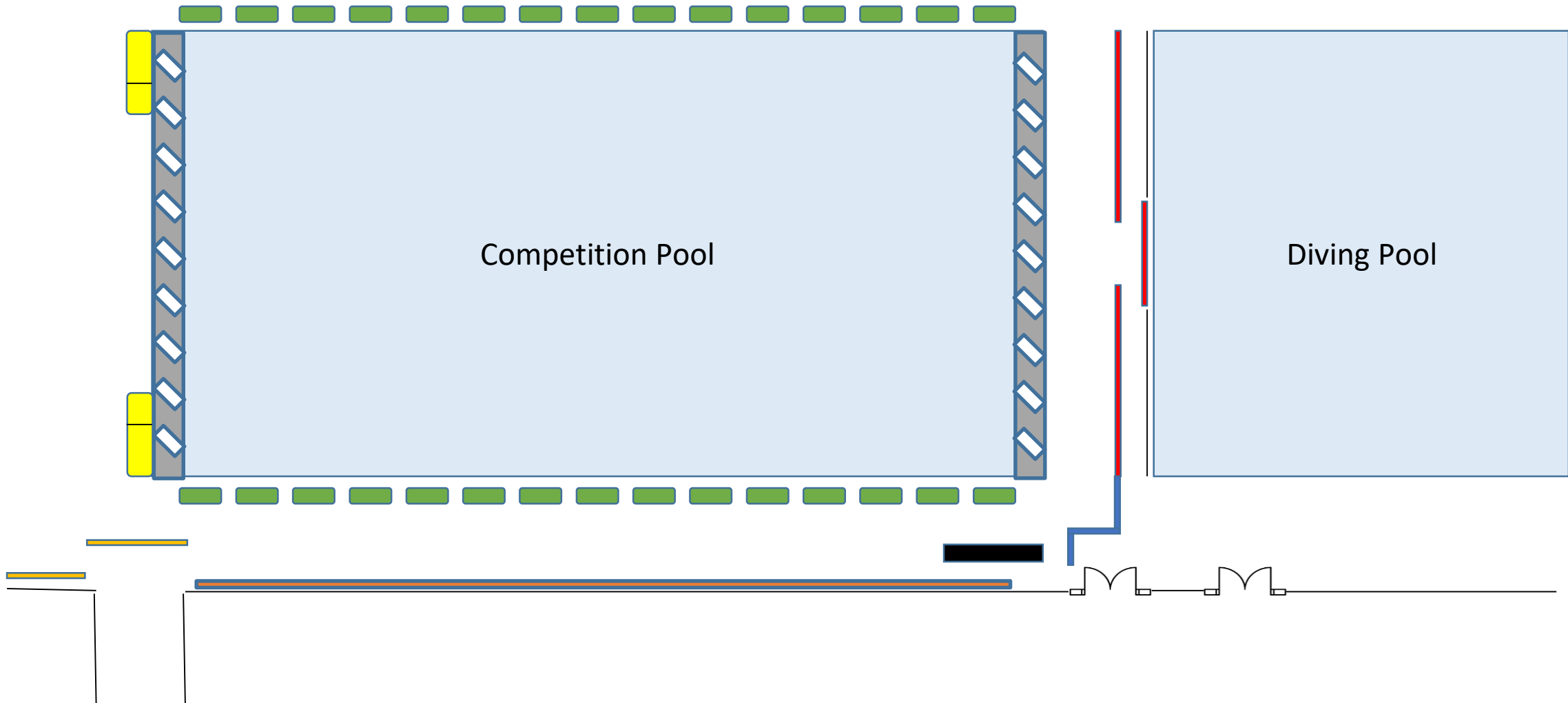
Invitation to Tender

**Citi Para Swimming World Series Singapore 2024
– Venue Overlay Specifications**

i) Venue Overlay - Field of Play

-  Item 1 – Main backdrop (3 panel)
-  Item 2 – Backdrop / partition
-  Item 3 – Platform for LED screen
-  Item 4 – Side Backdrop

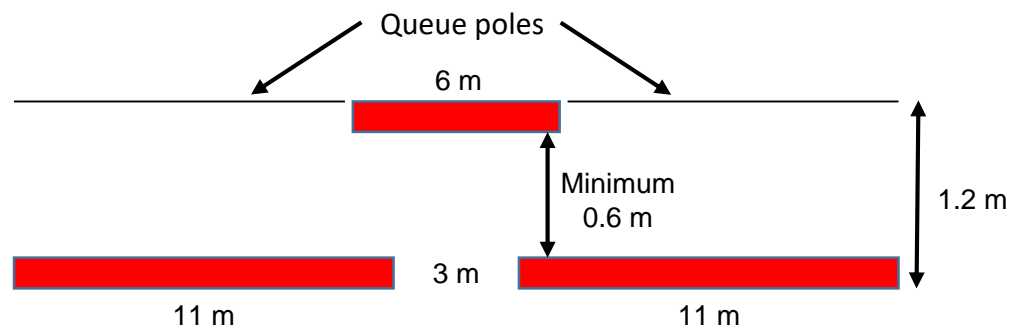
-  Item 5 – Ramp
-  Item 6 – Big A-board
-  Item 7 – Small A-board
-  Item 8 – Banner



Venue Overlay - Field of Play

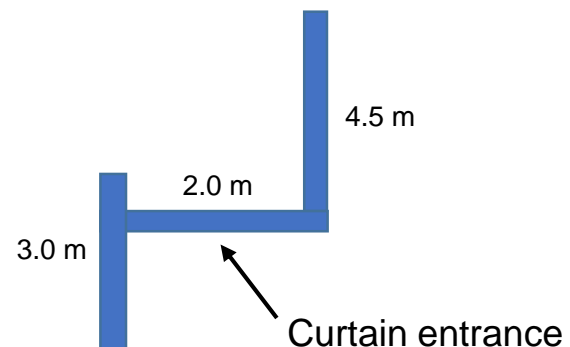
Item 1 - Main backdrop (3 panel)

- Size 25m L x 2.9m H
- Sticker printing



Item 2 – Backdrop / Partition

- Size 4.5m+2.0m+3.0m L x 2.9m H
- Sticker printing
- 1 x curtain entrance



Venue Overlay - Field of Play

Item 3 – Platform for LED screen

- Size 5m L x 1m W x 0.3m H
- Note: Screen size: W4.5m x H2.5m, LED cabinet weight: ~450kg, Structure Support frame weight: ~80kg, Counter weight: 500kg

Item 4 - Side backdrop

- Size 4m L x 2.0m H
- Size 3m L x 2.0m H
- Sticker printing



Item 5 - Ramp

- Size 3m L x 1.5m W x 0.275m H – 2 Units



Venue Overlay - Field of Play

Item 6 – Big A-Board

- Size 8ft L x 3ft H – 30 Units
- Sponsor logo printing



Item 7 – Small A-Board

- Size 0.7m L x 0.3m H – 18 Units
- Sponsor logo printing



Item 8 – Banner

- Total 50m L x 1m H
- Hang at spectator seating wall



ii) Venue Overlay - Athlete Lounge

Item 9 – System Panel (Partition) with Door

- Size 9m+6m+6m L

Item 10 – Rental of Standing Industrial Fan

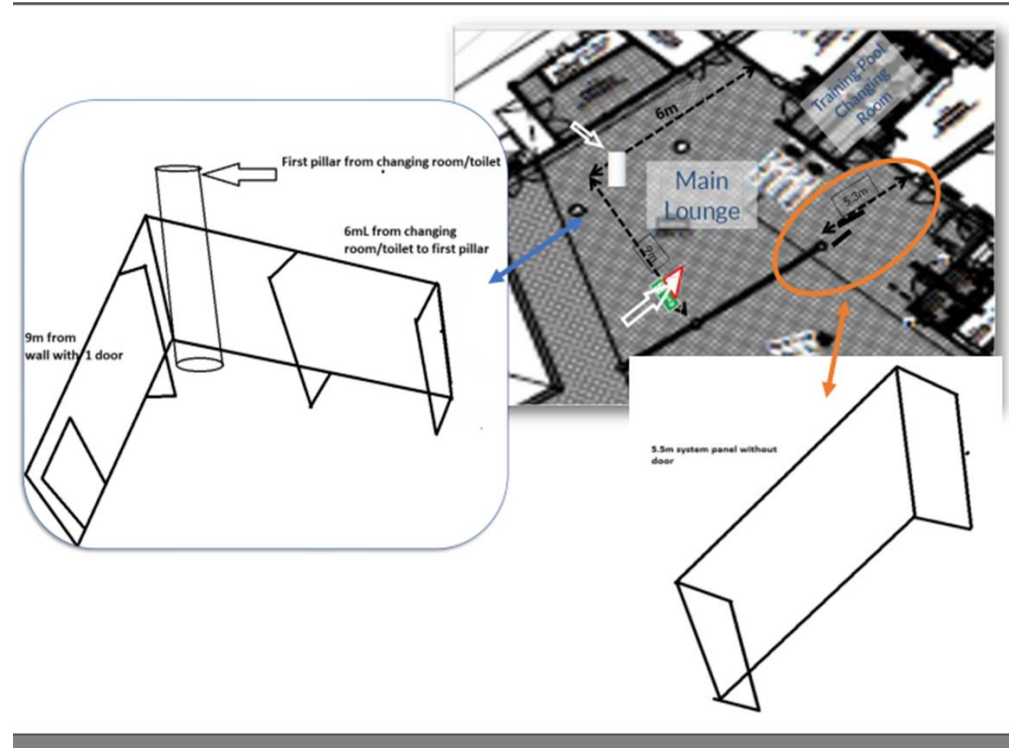
- 5 Units

Item 11 – Rental of Table w/ Skirting

- Size 4ft x 2ft
- 60 units

Item 12 – Rental of White PVC chairs

- 400 units



iii) Venue Overlay - East Stand

Item 13 – Platform for Mediacorp

- 1.8m L x 1.2m W x 1.2m H - 1 Unit
- 1.8m L x 1.8m W x 1.0m H - 1 Unit



iv) Venue Overlay - Courtyard

Item 14 – Air conditioned Tentage (Ice Bath)

- 12m L x 6m W
- Lighting
- 1 unit

Item 15 – Air conditioned Tentage (Team Area)

- 12m L x 6m W
- Lighting
- Wooden flooring with carpet
- 2 units



v) Venue Overlay - Outside Venue

Item 16 – PVC Wrapped Backdrop (Outside MRT)

- 8m L x 2.9m H

Item 17 – Big Banner

- 24m L x 7m W

Item 18 – Pillar Box

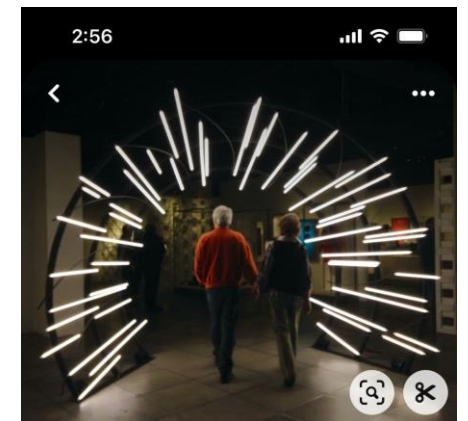

- 2m H x 1m W
- 6 Units



vi) Sport Presentation

Item 19 – Athlete Entrance

- Special effect at entrance, eg: lighting
- Manpower/Coordinator to liaise between competition & broadcast during athlete introduction & medal ceremony



vii) Fan Zone

Proposed Concept


Theme

Sports. Life. Journey

Area - 20m L x 10m W

Concept proposal

- A. Art Jamming
- B. Interactive Installation
- C. Photo Opportunity
- D. Wishes for Team SG



A. Art Jamming - Part 1

Masking tape will be used as the overall outline of the mural design.

Participants will be able to express their creativity and fill in the blanks between the tape lines.

The final product will be achieved by peeling of the masking tape. This can be revealed at the end of the competition.



Design should include the following:

- Text: Sports. Life. Journey.
- Illustration of PWD in wheelchair, walking stick, amputee
- Para swimmer from logo.


Proposed dimensions: 5m (w) x 1.8m (h) - double sided



Art Jamming - Part 2

As part of the Art Jamming, white pedestal will be stationed around the Art Wall on the sides.

These pedestals should vary in height for children to express their creativity.



B. Interactive Installation Your Life. Your Sport.

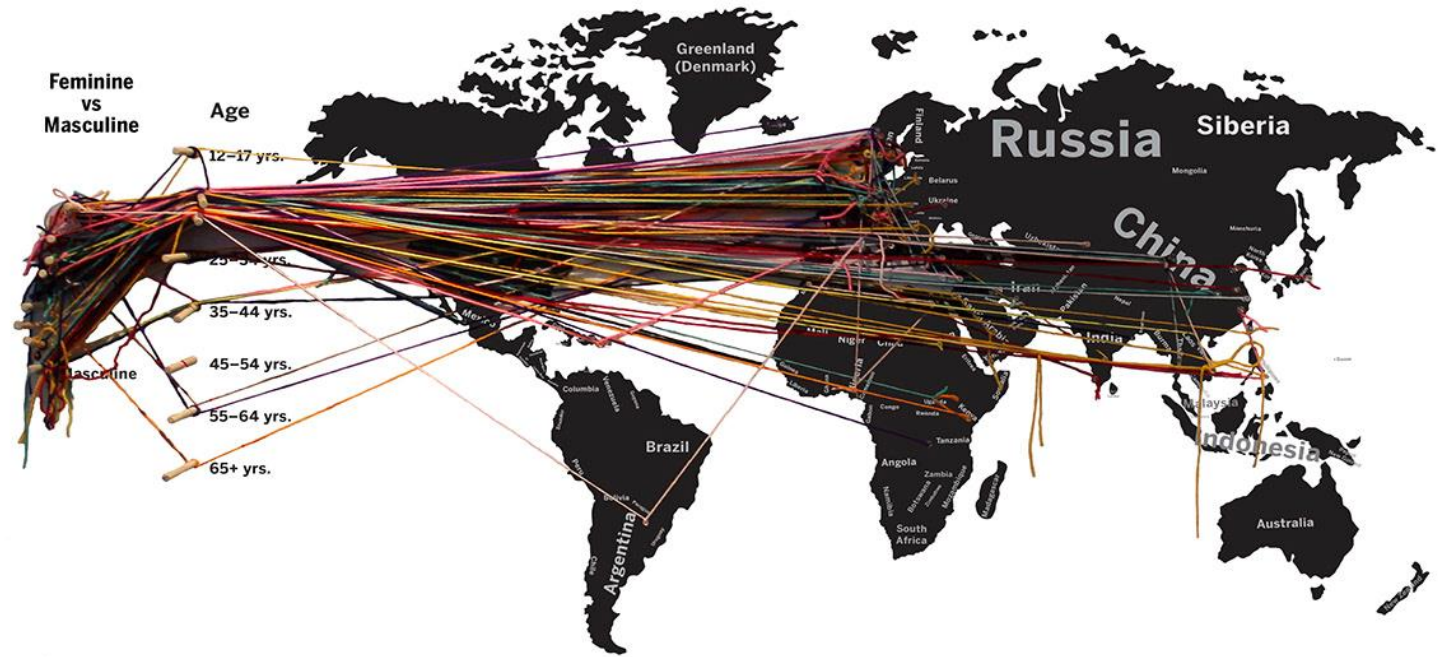
Using the following questions, participants will be able to map out their answers using strings

- How old are you?
- Where are you from?
- What sport do you enjoy?

All participants will begin from the left side and map out their journey.

- 3m (L) x 2m (H)
- Multi-coloured strings
- Wooden pegs
- All countries, only label continents

Your Life. Your Sport.



C. Interactive Booths

There will be 3 interactive booths that serve as photo opportunities for the public.

Each booth will follow on word from the theme “Sports. Life. Journey.”

Booths will be stationed individually around the event space.

Each booth will be 3-sided.



Booth #1: Swimming is_____.


A photo opportunity with water ripples/waves effect.

The front facing wall will have the text “Swimming is” while the adjacent side will be filled with messages of what swimming is to participants.

This serves as both an interactive installation and photo opportunity.

Use of post-its or stickers for interactive element.

Proposed dimensions: 3m (w) x 2.4m (h) as the front facing panel



Booth #2: Singapore Landscape

The background will include a silhouette of Singapore's landscape such as National stadium, Merlion, SG Flyer etc.

In the foreground, it should include fun elements such as the Dragon Playground.

Proposed dimensions: 3m (w) x 2.4m (h) as the front facing panel



Adobe Stock | #473571086

SINGAPORE
SINGAPORE



Booth #3: Athletes' Journey

This booth will be a mini exhibition of our para-athletes and various para-sports.

The backdrop would have images and background info/quotes to accompany.

Within the space, we will showcase the following:

- para-sport equipment
- Medals etc

Proposed dimensions: 5m (w) x 2.4m (h) as the front facing panel




D. Wishes for Team SG

Using the idea of a wishing tree, participants are invited to write their wishes for Team Singapore on a piece of paper and hang in on a string within the installation.

The structure of the installation will be the pool lanes lined using coloured string.

Overall height of this structure should be between 1.3m to 1.5m



Thank You.

For more information, please contact:

justinian.chua@sdsc.org.sg



<https://www.sdsc.org.sg/>



Singapore Disability Sports Council



SDSC



Singapore Disability Sports Council

